

# Emergency Travel Plan

By Safety Abroad Team



# In an Emergency

Your main go-to page for emergency contact information is the Safety Abroad [“In an Emergency”](#) resource.

It is always good to be prepared in case of an emergency while abroad. Prior to leaving, make sure you have a list of emergency numbers, or at least know where to find them in a hurry.



# Why do I need an Emergency Communications Plan?

- ❖ Make plans for problems you may face
- ❖ Provide necessary tools for emergencies
- ❖ Know where to seek assistance while outside of Canada

# Unsure what information you need or where to start?

Follow these step-by-step instructions on putting together your Emergency Communication and check-in plan!

1

## [In an Emergency](#)

Your go-to page for all important resources to have in case of emergency.

2

## [Safety Abroad Requirements](#)

These requirements are meant to help keep you safe, prepared, and improve the University of Toronto's ability to support you during your trip.

3

## [Local Emergency Contact Information](#)

Know how to contact local emergency services to get help as soon as possible in an emergency.

4

## [Consulate and Embassy Information](#)

Knowing where your nearest Consulate and Embassy is crucial in case you have urgent questions about your visa, passport, or other travel documents.

# Be sure to know the following contacts:

- ❖ 24/7 Emergency Contacts:
  - ❖ International SOS: +1 215-942-8478
  - ❖ Safety Abroad (via Campus Safety): +1 416-978-2222
- ❖ Business Hours Contacts (9am to 5pm EST):
  - ❖ Centre for International Experience: +1 416-978-2564
  - ❖ Email Safety Abroad: [safety.abroad@utoronto.ca](mailto:safety.abroad@utoronto.ca)
- ❖ For general advice and support, you can contact International SOS at +1 215-942-8478.

# Safety Abroad Requirements

- ❖ Required for completion for students participating in university-related activities and seeking academic credit.
- ❖ Safety Abroad Workshop and Registry help identify and mitigate risks.
- ❖ Completion of GAC module equips students with essential knowledge such as accessing local emergency contact information.




## Travel Health Insurance

Travel health insurance is crucial for an emergency travel plan as it ensures financial protection against unexpected medical expenses, preventing disruption to your trip. It also guarantees access to necessary medical care, enhancing safety and well-being abroad.




## Global Affairs Canada

Global Affairs Canada (GAC) offers Travel Advice and Advisories from the Canadian Government, assisting in informed decisions and aiding in the development of your communications plans.



## Safety Abroad Registry

The Safety Abroad Registry allows U of T Safety Abroad to track your travel dates and location so that we can offer support and emergency assistance.



## Safety Abroad Workshop

The Safety Abroad Workshop is accessible online and covers topics such as health and wellness, personal safety, and intercultural awareness.

# Safety Abroad Requirements

# Did you know...?

You can use the [Global Affairs Canada \(GAC\) Travel Advice and Advisories](#) to gather all important and necessary information regarding your Host Country such as:

- ❖ Risk Levels of host destination
- ❖ Health and Wellness within the Host Country
- ❖ Climate and Natural Disasters Information

**❖ But did you know? You can also use it to find your Local Emergency Services Contact Information for your Host Country!**



Note! 911 is not a universal emergency number! In fact, some countries have more than one number for emergency services.

For example, in Japan, there are two different numbers: 110 for police, and 119 for ambulance and fire service.

# Local Emergency Contact Information

Using GAC to find information

1

Global  
Affairs  
Canada

2

Look up  
Host  
Country

3

Copy down  
information



# Local Emergency Contact Information

## 1. [Global Affairs Canada](#)

Click here  
to open  
GAC on a  
new tab!







Open GAC through  
scanning the QR code or  
through the link provided!

# Local Emergency Contact Information

## 2. Look up Host Country






Where are you going?

**Legend**

-  Take normal security precautions
-  Exercise a high degree of caution
-  Avoid non-essential travel
-  Avoid all travel

For more details about the [risk levels](#).

Filter items

Destination 	Risk level 	Last updated 
 <a href="#">Afghanistan</a>	Avoid all travel	2023-07-27 14:21:07
 <a href="#">Albania</a>	Take normal security precautions	2023-07-06 07:54:50

Look for the country you will be travelling in and click on the country to be redirected to a new page containing Local Emergency Services information.

# Local Emergency Contact Information

## 3. Be sure to write down...

### Germany travel advice

 Exercise a high degree of caution

Latest updates: The Need help? section was updated.

Last updated: August 21, 2023 10:24 ET

#### On this page

- [Risk level](#)
- [Safety and security](#)
- [Entry and exit requirements](#)
- [Health](#)
- [Laws and culture](#)
- [Natural disasters and climate](#)

 Risk level

### Need help?

#### Local services

▶ [Emergency services](#)

#### Consular assistance

▶ [Berlin](#) - Embassy of Canada

### Need help?

#### Local services

▼ [Emergency services](#)

In case of emergency, dial:

- police: 110
- medical assistance: 112
- firefighters: 112

Once you have located the local emergency services and contact information, you can either click the available pdf from the dropdown menu to print a wallet sized copy of all the important details or you can write it down somewhere you can easily locate when needed.



# Finding your Consulate and Embassy Information

This guide is specific to Canadian passport holders, but travelers with different passports should consult their host country's embassy or consulate for similar procedures.

Canadian Consular and Embassy Services:

- ❖ Services are offered outside of Canada by Home Country offices. Locate the closest office and learn about the services offered.



# Finding your Consulate and Embassy Information for Canadian Passport Holders!

While on the same page of GAC, scroll down and find the nearest Canadian consulate and embassy within your Host Country. **Find the nearest one to your host location for easier access.**

## Consular assistance

▶ [Berlin - Embassy of Canada](#)

▶ **Düsseldorf** - Consulate of Canada

▶ **Munich** - Consulate of Canada

▶ **Stuttgart** - Honorary consul of Canada

For emergency consular assistance, call the embassy of Canada to Germany, in Berlin, and follow the instructions. At any time, you may also contact the [Emergency Watch and Response Centre](#) in Ottawa.

# Finding your Consulate and Embassy Information

**Consular assistance**

▼ **Berlin - Embassy of Canada**

**Street Address**  
Leipziger Platz 17, 10117  
Berlin, Germany

**Consular assistance**

- [Berlin - Embassy of Canada](#)
- Düsseldorf - Consulate of Canada
- Munich - Consulate of Canada
- Stuttgart - Honorary consul of Canada

Best 23 min 32 min 1 hr 57 35 min

Freie Universität Berlin

Leipziger Pl. 17, 10117 Berlin, Germany

Leave now Options

Send directions to your phone

8:07 PM—8:39 PM 32 min  
X83 > S1 > 8:09 PM from U Dahlem-Dorf 8 min every 20 min  
Details

8:11 PM—8:45 PM 34 min  
U3 > U2

# Keep on hand...

## Travel Health Insurance Information

- ❖ **Ensure appropriate travel health insurance for your trip.**
- ❖ **Provide Health Insurance Provider Name, Policy Number, and Phone number on Safety Abroad Registry.**
  - ❖ **Save this information on your device for easy access to medical care.**

Why? Because you don't want to google your insurance provider when you are on the way to a hospital.
- ❖ **For unclear contact information, search for "(Your Insurance Provider) Contact Us" Information on Google.**
- ❖ **Note down necessary information as well as their email and international contact information.**

# A few final suggestions

- ❖ Make copies of your important documents (E.g., visa and passport) in case of theft or lost items.
- ❖ Budget for emergencies - set aside funds in case you have unexpected expenses.
- ❖ Monitor the Global Affairs Canada Travel Advisory and the news in case of any changes prior to departure.
  - ❖ You should also occasionally check Global Affairs Canada Travel Advisory while on your trip to keep up to date with important updates!
- ❖ Know who you can contact in an emergency, and make sure that their contact information is easily accessible for you in case of emergency.



**All Done! Now go and gather that  
list together! You can never be  
too prepared!**

Safety Abroad Team



And don't forget  
to add your trip  
to the Safety  
Abroad Registry!



# Thank You!

Contact Safety Abroad:



[Safety.Abroad@utoronto.ca](mailto:Safety.Abroad@utoronto.ca)



416 – 978 – 1148



Cumberland House, 33 St. George Street

